


Aerial Self-Supported Fiber Optic Cable

ADSS - 96 Fiber, 200 Meter Span, Single Jacket, 110KV Anti-tracking Sheath, G.652D
NT-ADSS-ATS-096-200M-DM



Description:

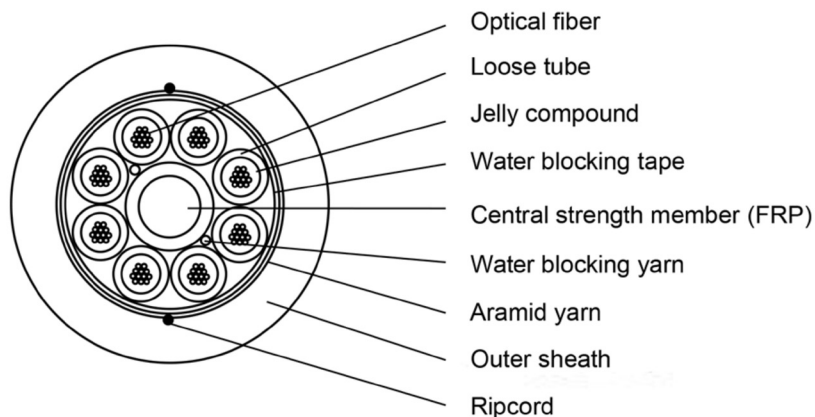
Multicom's ADSS cables feature a dry core design and the high-tension strength capability required for installation in the toughest environmental and electrical conditions. We stock a wide variety of All-Dielectric Self-Supporting (ADSS) Aerial Cable to meet the demanding needs of any transmission and distribution environment. This high-capacity cable offers great flexibility for placement on overhead transmission towers, eliminating the need for a support messenger.

Features:

- Central Strength Member (CSM): Glass fiber reinforced plastic rod (GFRP), with PE sheath covering when needed
- Loose Tube: PBT plastic material, contain 12 fibers and filled with jelly
- Filler: PP plastic material when needed
- Stranding: SZ stranded
- Waterproof: Water blocking yarn & water blocking tape
- Ripcord: 2 ripcords under sheath.
- Aramid Yarn: Aramid yarn as additional strength member
- Outer Sheath: Black 110kv anti-tracking PE
- Proven all-dielectric loose tube construction
- Immune to electromagnetic fields
- Fast, one-step installation
- Integrated FRP strength elements
- Round cable profiles minimize wind and ice loading

Benefits:

- Eliminates the need for expensive cable shielding and grounding
- Uses simple attachment hardware (no pre-installed messenger)
- Outstanding cable performance and stability




Cable Specification

Parameter	Specification
Cores	96
Number of Tubes	8
Fiber Counts in Tube	12
Number of Fillers	-
OD Tube/Filler (mm)	2.20
OD FRP with Coated (mm)	3.80
Thickness of Sheath (mm)	1.60
OD Cable (mm)	12.00 +/-0.50
MAT (N)	3000

Aerial Self-Supported Fiber Optic Cable

ADSS - 96 Fiber, 200 Meter Span, Single Jacket, 110KV Anti-tracking Sheath, G.652D
NT-ADSS-ATS-096-200M-DM



Cable Performance

Test	Specified Value	Acceptance Criteria
Tensile	Tensile strength, 1 min, L≥50m	≤0.10dB, no sheath damage after test
Crush	1500 N/10cm, 1 min, Plate/Plate	≤0.10dB, no sheath damage after test
Impact	4.5 J, 1 time/3 points, R=300mm	≤0.10dB, no sheath damage after test
Repeated Bending	R=25D, 25 cycles, 150N	≤0.10dB, no sheath damage after test
Torsion	2m, 10 cycles, ±180°, 150N	≤0.10dB, no sheath damage after test
Temperature Cycling	2 cycles, -40 ~ +70°C, 12 h	≤0.10dB, no sheath damage after test
Water Penetration	3m sample, 1m height, 24 h	No water leakage after test

Fiber Performance G.652D

Characteristics		Acceptance Value
Attenuation	@1310nm	≤0.35 dB/km
	@1383nm	≤0.35 dB/km
	@1550nm	≤0.21 dB/km
	@1625nm	≤0.23 dB/km
Mode field diameter (MFD)	@1310nm	9.2 ±0.4 μm
	@1550nm	10.4 ±0.5 μm
Chromatic dispersion coefficient	1288 ~ 1339nm (absolute value)	≤3.5 ps/(nm·km)
	1271 ~ 1360nm (absolute value)	≤5.3 ps/(nm·km)
	@1550 nm	≤18 ps/(nm·km)
Zero-dispersion wavelength		1302nm~1322 nm
Zero-dispersion slope		≤0.092 ps/(nm ² ·km)
Cable cut-off wavelength λ _{cc} (nm)		≤1260 nm
Polarization mode dispersion (PMD, for fiber on the reel)		≤0.20 ps/km ^{1/2}
Cladding diameter		125 ±0.7μm
Cladding non-circularity		≤0.60 %
Core/cladding concentricity error		≤0.5 μm
Proof test		≥0.69 GPa (100kpsi)